



crop estimates committee oesskattingskomitee

From/Van: Baldwin Netshifhefhe

Tel: 012 319 8043 · Fax/Faks: 012 319 8031/5 · E-mail/E-pos: BaldwinN@daff.gov.za

Web page/Webblad: www.daff.gov.za/statistics and economic reports or

www.sajis.org.za/CEC: Crop Estimates

EMBARGO: 15:30



agriculture, forestry & fisheries

Department:

Agriculture, Forestry and Fisheries

REPUBLIC OF SOUTH AFRICA

28 November 2017

The area estimate and fourth production forecast for winter cereals for the 2017 is hereby released. /
Hiermee word die oppervlakteskatting en vierde produksieskatting vir wintergewasse vir 2017 vrygestel.

WINTER CEREALS – AREA PLANTED ESTIMATE AND FOURTH PRODUCTION FORECAST: 2017

WINTERGEWASSE – OPPERVLAKTE- EN VIERDE PRODUKSIESKATTING: 2017

CROP/GEWAS	Area planted/ Opp beplant 2017 Ha (A)	4 th forecast/ 4 ^{de} skatting 2017 Tons (B)	3 rd forecast/ 3 ^{de} skatting 2017 Tons (C)	Area planted/ Opp beplant 2016 Ha (D)	Final crop/ Finale oes 2016 Tons (E)	Change/ Verandering % (B) ÷ (C)
Commercial/Kommersieel:						
Wheat/Koring	491 600	1 581 250	1 655 250	508 365	1 910 000	-4,47
Malting barley/Moutgars	91 380	281 059	281 059	88 695	355 000	-
Canola/Kanola	84 000	96 600	100 800	68 075	105 000	-4,17
Total/Totaal	666 980	1 958 909	2 037 109	665 135	2 370 000	-3,84

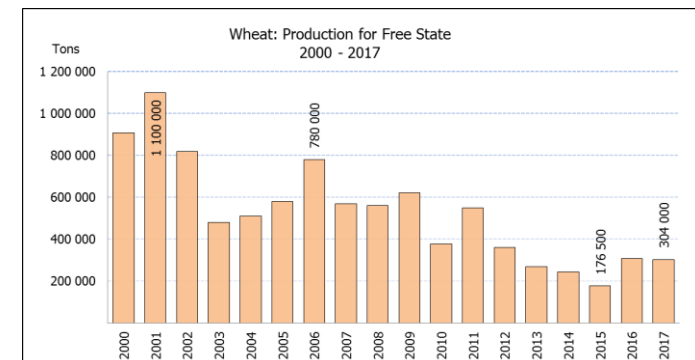
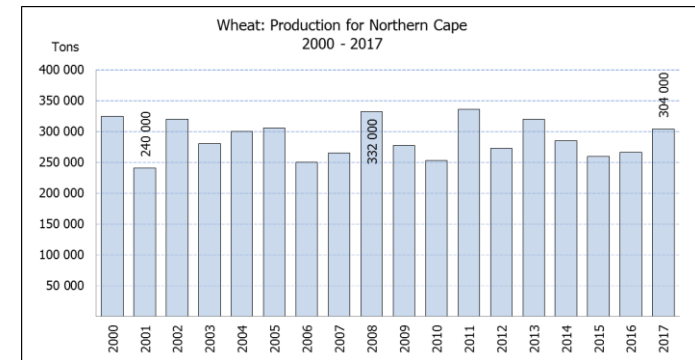
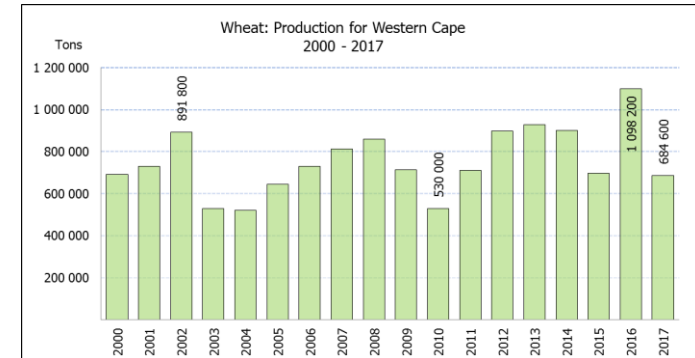
* Note: Estimate is for calendar year, e.g. production season 2017 = 2017

* Nota: Skatting is vir kalenderjaar, bv. produksie-seisoen 2017 = 2017

WHEAT – AREA PLANTED ESTIMATE AND FOURTH PRODUCTION FORECAST: 2017

KORING – OPPERVLAKTE- EN VIERDE PRODUKSIESKATTING: 2017

Province/ Provinsie	Area planted/ Opp beplant 2017 Ha	4 th forecast/ 4 ^{de} skatting 2017 Tons	Area planted/ Opp beplant 2016 Ha	Final crop/ Finale oes 2016 Tons
Western Cape/Wes-Kaap	326 000	684 600	323 000	1 098 200
Northern Cape/Noord-Kaap	38 000	304 000	35 000	266 000
Free State/Vrystaat	80 000	304 000	110 000	308 460
Eastern Cape/Oos-Kaap	1 900	9 500	2 200	11 000
KwaZulu-Natal	7 500	42 750	6 500	37 050
Mpumalanga	4 000	25 200	2 300	13 800
Limpopo	20 000	126 000	17 000	103 700
Gauteng	700	4 200	365	2 190
North West/Noordwes	13 500	81 000	12 000	69 600
Total/Totaal	491 600	1 581 250	508 365	1 910 000



**AREA ESTIMATE AND FOURTH PRODUCTION FORECAST OF WINTER CROPS (2017) /
OPPERVLAKTESKATTING EN VIERDE PRODUKSIESKATTING VAN WINTERGEWASSE (2017)**

28 NOVEMBER 2017

Winter cereal crops - 2017 production season

Wheat: The expected commercial production of wheat is 1,581 mill. tons, which is 4,5% or 74 000 tons less than the previous forecast of 1,655 mill. tons, mainly because the main wheat producing province, namely the Western Cape, experiences dryness. The area estimate for wheat is 491 600 ha, whilst the expected yield is 3,22 t/ha.

The largest decline in production occurred in the Western Cape, namely 8,7% or 65 200 tons, followed by the Free State by 5,0% or 16 000 tons. Thus, the expected production in the Western Cape is 684 600 tons (43%), whereas the Free State and Northern Cape provinces are both expected to produce 304 000 tons (19%).

Other crops: The production forecast for **malting barley** remained unchanged at 281 059 tons. The area planted with malting barley is 91 380 ha and the expected yield is 3,08 t/ha.

The expected **canola** crop is 96 600 tons, which is 4,2% or 4 200 tons less than the previous forecast of 100 800 tons. The area estimate for canola is 84 000 ha, with an expected yield of 1,15 t/ha.

Please note that the fifth production forecast for winter cereals for 2017 will be released on 19 December 2017.

Wintergewasse - 2017 produksie-seisoen

Koring: Die verwagte kommersiële produksie vir koring is 1,581 milj. ton, wat 4,5% of 74 000 ton minder is as die vorige skatting van 1,655 milj. ton, hoofsaaklik omdat die grootste koringproduserende provinsie, naamlik die Wes-Kaap, droogte ervaar. Die oppervlakteskatting vir koring is 491 600 ha, terwyl die verwagte opbrengs 3,22 t/ha is.

Die grootste afname in produksie het in die Wes-Kaap plaasgevind, naamlik 8,7% of 65 200 ton, gevolg deur die Vrystaat met 5,0% of 16 000 ton. Dus is die verwagte produksie in die Wes-Kaap 684 600 ton (43%), terwyl die Vrystaat en Noord-Kaap provinsies albei verwag om 304 000 ton (19%) te produseer.

Ander gewasse: Die produksieskatting vir **moutgars** is onveranderd gelaat op 281 059 ton. Die oppervlakte beplant met moutgars is 91 380 ha, terwyl die verwagte opbrengs 3,08 t/ha beloop.

Die verwagte **kanola**-oes is 96 600 ton, wat 4,2% of 4 200 ton minder is as die vorige skatting van 100 800 ton. Die oppervlakteskatting vir kanola is 84 000 ha, met 'n verwagte opbrengs van 1,15 t/ha.

Neem asseblief kennis dat die vyfde produksieskatting vir wintergewasse vir 2017 op 19 Desember 2017 vrygestel sal word.

Information is available on the internet at <http://www.daff.gov.za/statistics> and [economic reports](http://www.daff.gov.za/economic-reports) or <http://www.sagis.org.za>, as from **15:30 on the date of the relevant meeting of the Crop Estimates Committee.**

Inligting is beskikbaar op die internet by <http://www.daff.gov.za/statistics> and [economic reports](http://www.daff.gov.za/economic-reports) of by <http://www.sagis.org.za>, vanaf **15:30 op die dag van die toepaslike vergadering van die Oesskattingkomitee.**

CONFIDENTIALITY ISSUES that CEC members are committed to adhere to on the day of the meeting

- Personal items such as laptops, handbags, cell phones, etc. are not allowed in the venue during the meeting
- No member is allowed to leave the meeting before 12:00 in order to prevent disclosure of the information
- The embargo time for the release of crop estimates information is 15:30
- No member is allowed to discuss crop estimates information with anyone other than a member of the Committee before the embargo time
- Only the Chairperson, or a member appointed by the Chairperson, may release the figures to the media
- Members must regard the detail of any information that was collected for and/or discussed during the meeting as confidential