



crop estimates committee oesskattingskomitee

From/Van: Rodney D. Dredge

Tel: 012 319 6507 • Fax/Faks: 012 319 6211 • E-mail/E-pos: RodneyD@daff.gov.za

Web page/Webblad: www.daff.gov.za/statistics and economic reports or
www.sagis.org.za/CEC: Crop Estimates

EMBARGO: 15:30



agriculture, forestry & fisheries

Department:
Agriculture, Forestry and Fisheries
REPUBLIC OF SOUTH AFRICA

15 December 2015

The area estimate and fifth production forecast for winter cereals for the 2015 is hereby released. /
Hiermee word die oppervlakeskatting en vyfde produksieskatting vir wintergewasse vir 2015 vrygestel.

WINTER CEREALS – AREA PLANTED ESTIMATE AND FIFTH PRODUCTION FORECAST: 2015

WINTERGEWASSE – OPPERVLAKTE- EN VYFDE PRODUKSIESKATTING: 2015

CROP/GEWAS	Area planted/ Opp beplant 2015 Ha (A)	5 th forecast/ 5 ^{de} skatting 2015 Tons (B)	4 th forecast/ 4 ^{de} skatting 2015 Tons (C)	Area planted/ Opp beplant 2014 Ha (D)	Final crop/ Finale oes 2014 Tons (E)	Change/ Verandering %
						(B) ÷ (C)
Commercial/Kommersieel:						
Wheat/Koring	482 150	1 501 190	1 505 290	476 570	1 750 000	-0,27
Malting barley/Moutgars	93 730	357 487	349 487	85 125	302 000	+2,29
Canola/Kanola	78 050	101 500	105 400	95 000	121 000	-3,70
Total/Totaal	653 930	1 960 177	1 960 177	656 695	2 173 000	-

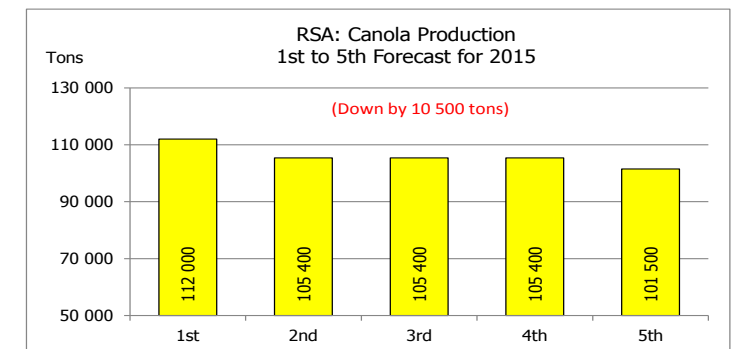
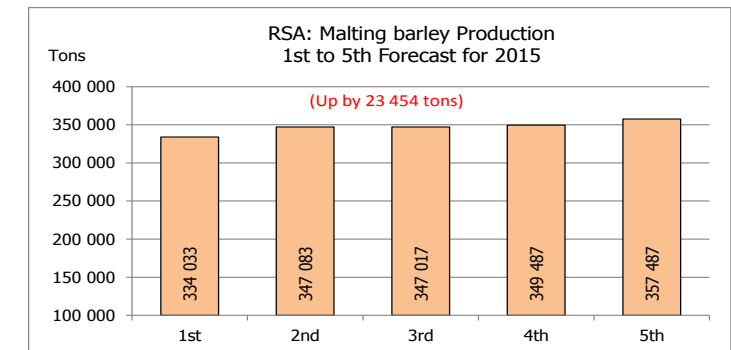
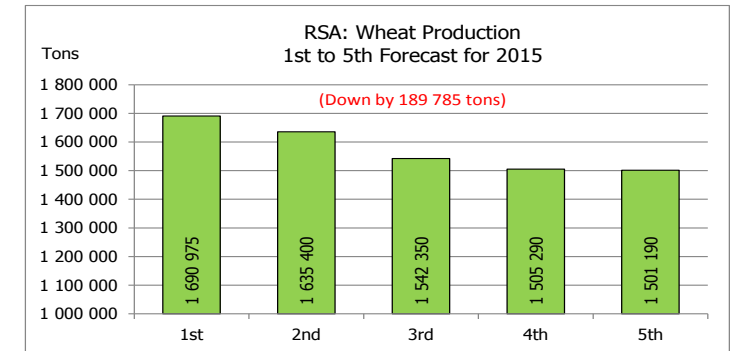
Note: Estimate is for calendar year, e.g. production season 2015/16 = 2015

Nota: Skatting is vir kalenderjaar, bv. produksie-seisoen 2015/16 = 2015

WHEAT – AREA PLANTED ESTIMATE AND FIFTH PRODUCTION FORECAST: 2015

KORING – OPPERVLAKTE- EN VYFDE PRODUKSIESKATTING: 2015

Province/ Provinsie	Area planted/ Opp beplant 2015 Ha	5 th forecast/ 5 ^{de} skatting 2015 Tons	Area planted/ Opp beplant 2014 Ha	Final crop/ Finale oes 2014 Tons
Western Cape/Wes-Kaap	310 000	713 000	310 000	899 000
Northern Cape/Noord-Kaap	36 000	259 200	38 000	285 000
Free State/Vrystaat	80 000	208 000	69 500	245 500
Eastern Cape/Oos-Kaap	3 100	14 880	3 000	12 000
KwaZulu-Natal	7 300	41 610	6 500	39 000
Mpumalanga	3 500	20 300	3 500	21 350
Limpopo	27 000	151 200	27 500	137 500
Gauteng	250	1 500	570	3 550
North West/Noordwes	15 000	91 500	18 000	107 100
Total/Totaal	482 150	1 501 190	476 570	1 750 000



**AREA ESTIMATE AND FIFTH PRODUCTION FORECAST OF WINTER CROPS (2015) /
OPPERVLAKTESKATTING EN VYFDE PRODUKSIESKATTING VAN WINTERGEWASSE (2015)**

15 DECEMBER 2015

Winter cereal crops - 2015 production season

Wheat: The expected commercial production of wheat is 1,501 mill. tons, which is 0,27% or 4 100 tons less than the previous forecast of 1,505 mill. tons, whilst the expected yield is 3,11 t/ha.

The expected production in the Western Cape increased by 2,22 % or 15 500 tons, from 697 500 tons to 713 000 tons against the previous forecast. This is mainly because farmers harvested slightly better yields than expected.

However, the production forecast for the Free State decreased by 7,14% or 16 000 tons, from 224 000 tons to 208 000 tons. In the Northern Cape, the expected production forecast also decreased by 1,37% or 3 600 tons, from 262 800 tons to 259 200 tons. The main reason for the decline in production is because of the drought conditions that occurred during the season, which adversely affected the crop yields.

During the current (2015) production season, most of the country's wheat crop was produced in the Western Cape (47 %), followed by the Northern Cape (17 %) and Free State (14 %) provinces.

The area estimate for wheat is 482 150 ha.

Other crops: The production forecast for **malting barley** is 357 487 tons, which is 2,29 % or 8 000 tons more than the previous forecast of 349 487 tons. The area planted is estimated at 93 730 ha, while the expected yield is 3,81 t/ha.

The expected **canola** crop decreased by 3,70 % or 3 900 tons, to 101 500 tons. The area estimate for canola is 78 050 ha, with an expected yield of 1,30 t/ha.

Please note that the sixth production forecast for winter cereals for 2015 will be released on 27 January 2016.

Wintergewasse - 2015 produksie-seisoen

Koring: Die verwagte kommersiële produksie vir koring is 1,501 milj. ton, wat 0,27% of 4 100 ton minder is as die vorige skatting van 1,505 milj. ton, terwyl die verwagte opbrengs 3,11 t/ha is.

Die verwagte produksie in die Wes-Kaap het met 2,22 % of 15 500 ton toegeneem, van 697 500 ton tot 713 000 ton teenoor die vorige skatting. Dit is hoofsaaklik as gevolg van produsente wat effens beter opbrengste geoes het as wat verwag is.

Hierteenoor het die produksieskatting vir die Vrystaat afgeneem met 7,14 % of 16 000 ton, van 224 000 ton tot 208 000 ton. In die Noord-Kaap is die verwagte produksie ook afwaarts aangepas met 1,37 % of 3 600 ton, van 262 800 ton tot 259 200 ton. Die hoofrede vir die afname in produksie is as gevolg van die droogte wat voorgekom het gedurende die seisoen, wat die oesopbrengste nadelig beïnvloed het.

Gedurende die huidige (2015) produksie seisoen, is die grootste gedeelte van die land se koring-oes in die Wes-Kaap (47 %) geproduseer, gevolg deur die Noord-Kaap (17 %) en die Vrystaat (14 %) provinsies.

Die oppervlakteskatting vir koring is 482 150 ha.

Ander gewasse: Die produksieskatting vir **moutgars** is 357 487 ton, wat 2,29 % of 8 000 ton meer is as die vorige skatting van 349 487 ton. Die oppervlakte beplant is beraam op 93 730 ha, terwyl die verwagte opbrengs 3,81 t/ha behoop.

Die verwagte **kanola**-oes het met 3,70% of 3 900 ton afgeneem, tot 101 500 ton. Die oppervlakteskatting vir kanola is 78 050 ha, met 'n verwagte opbrengs van 1,30 t/ha.

Neem asseblief kennis dat die sesde produksieskatting vir wintergewasse vir 2015 op 27 January 2016 vrygestel sal word.

Information is available on the internet at <http://www.daff.gov.za/statistics> and <http://www.sagis.org.za>, as from **15:30 on the date of the relevant meeting of the Crop Estimates Committee.**

Inligting is beskikbaar op die internet by <http://www.daff.gov.za/statistics> and <http://www.sagis.org.za>, vanaf **15:30 op die dag van die toepaslike vergadering van die Oesskatting Komitee.**

CONFIDENTIALITY ISSUES that CEC members are committed to adhere to on the day of the meeting

- Personal items such as laptops, handbags, cell phones, etc. are not allowed in the venue during the meeting
- No member is allowed to leave the meeting before 12:00 in order to prevent disclosure of the information